

General Ledger Balances by Fund -- Month 1 (FY2023)

Parameters: Date Range: 1/1/2023-1/31/2023 Selected Funds: 152 Summary

Fund - Revenue Code	Beginning Balance	Cash Receipts	Void Checks	Transfer In	Tax Transfer In	Com Earned	Void Receipts	Warrants Paid	Transfer Out	Tax Transfer Out	Com Charged	Other Checks	Ending Balance
1000 General Fund	20,329,199.21	800,983.89	1,349.32	67,954.79	462,312.94	0.00	(757.45)	(1,918,630.07)	0.00	0.00	(20,940.77)	(153.94)	19,721,317.92
1002 Employee Insurance Fund	814,235.12	11,773.52	33,928.45	2,563.09	0.00	0.00	(447.62)	(135,504.47)	0.00	0.00	(52.13)	0.00	726,495.96
1003 Investment Fund	0.00	0.00	0.00	0.00	0.00	0.00	0.00	0.00	0.00	0.00	0.00	0.00	0.00
1005 Coronavirus Relief Fund	1,407,257.66	0.00	0.00	4,811.98	0.00	0.00	0.00	0.00	0.00	0.00	(96.24)	0.00	1,411,973.40
1006 ARPA Revenue Replacement Fund	0.00	0.00	0.00	0.00	0.00	0.00	0.00	0.00	0.00	0.00	0.00	0.00	0.00
1007 Local Assistance Tribal Consistency Fund	50,218.58	0.00	0.00	171.72	0.00	0.00	0.00	0.00	0.00	0.00	(3.43)	0.00	50,386.87
1888 AWIN Infrastructure Fund	79,440.35	0.00	0.00	0.00	0.00	0.00	0.00	0.00	0.00	0.00	0.00	0.00	79,440.35
1890 Jacob Kade Holliday Restitution Fund	14,864.64	0.00	0.00	50.83	0.00	0.00	0.00	0.00	(50.83)	0.00	0.00	0.00	14,864.64
1892 Capital Fund	2,773,881.76	41,032.81	0.00	9,458.94	0.00	0.00	0.00	(95,550.00)	0.00	0.00	(1,009.84)	0.00	2,727,813.67
1896 Unclaimed Property Fund	270,202.48	0.00	0.00	0.00	0.00	0.00	0.00	0.00	0.00	0.00	0.00	0.00	270,202.48
2000 Road Fund	8,510,853.89	513,583.55	4,736.80	28,713.13	120,615.70	0.00	0.00	(672,439.62)	0.00	0.00	(13,207.34)	(10.16)	8,492,845.95
2001 Road Investment Fund	0.00	0.00	0.00	0.00	0.00	0.00	0.00	0.00	0.00	0.00	0.00	0.00	0.00
2003 Additional Motor Fuel Tax Fund (Act 416 of	38,083.78	23,746.68	0.00	184.13	0.00	0.00	0.00	0.00	0.00	0.00	(478.61)	0.00	61,535.98
2998 Crowley's Ridge Gravel Trail TAP Grant	0.00	0.00	0.00	0.00	0.00	0.00	0.00	0.00	0.00	0.00	0.00	0.00	0.00
2999 FY23 State Hazard Mitigation Grant Fund C	(17,826.75)	0.00	0.00	0.00	0.00	0.00	0.00	0.00	0.00	0.00	0.00	0.00	(17,826.75)
3000 Treasurer's Automation Fund	55,962.59	0.00	0.00	181.93	0.00	0.00	0.00	(5,830.57)	0.00	0.00	0.00	0.00	50,313.95
3001 Collector Automation Fund	493,051.52	0.00	0.00	1,611.50	0.00	0.00	0.00	(54,414.25)	0.00	0.00	(32.23)	0.00	440,216.54
3002 Circuit Court Automation (Act 1262)Fund	325,039.68	2,817.48	0.00	1,119.52	0.00	0.00	0.00	0.00	0.00	0.00	(78.75)	0.00	328,897.93
3003 WD District Court Automation Fund	158,132.46	6,278.28	0.00	552.18	0.00	0.00	0.00	(1,504.26)	0.00	0.00	(136.61)	0.00	163,322.05
3004 Assessor's Amendment No. 79 Fund	184,157.45	32,153.86	0.00	702.70	0.00	0.00	0.00	0.00	0.00	0.00	(657.13)	0.00	216,356.88
3005 County Clerk's Cost Fund	37,555.54	4,551.00	15.00	132.59	0.00	0.00	0.00	(4,146.59)	0.00	0.00	(93.67)	0.00	38,013.87
3006 Recorder's Cost Fund	789,318.50	59,696.98	472.85	2,756.86	0.00	0.00	0.00	(75,084.16)	0.00	0.00	(1,249.08)	0.00	775,911.95
3008 County Library Fund	0.00	0.00	0.00	0.00	73,090.48	0.00	0.00	(71,628.67)	0.00	0.00	(1,461.81)	0.00	0.00
3012 Child Support Cost Fund	25,058.13	0.00	0.00	76.01	0.00	0.00	0.00	(4,258.56)	0.00	0.00	(1.52)	0.00	20,874.06
3014 Communication Facility & Equipment Fund	537,481.18	11,202.41	0.00	25,929.41	0.00	0.00	0.00	(106,361.86)	0.00	0.00	(256.93)	0.00	467,994.21
3015 Drug Control Fund	19,149.48	0.00	0.00	65.48	0.00	0.00	0.00	0.00	0.00	0.00	(1.31)	0.00	19,213.65
3017 Jail Operation and Maintenance Fund	439,644.25	16,394.79	0.00	1,542.31	0.00	0.00	0.00	0.00	0.00	0.00	(358.74)	0.00	457,222.61
3018 County Detention Facility Fund	60,347.69	2,135.09	0.00	211.92	0.00	0.00	0.00	0.00	0.00	0.00	(46.94)	0.00	62,647.76
3019 Boating Safety Fund	55,902.50	355.84	0.00	191.96	0.00	0.00	0.00	0.00	0.00	0.00	(10.96)	0.00	56,439.34
3020 Emergency 911 Fund	99,916.68	4,617.07	0.00	344.38	0.00	0.00	0.00	(482.16)	0.00	0.00	(99.23)	0.00	104,296.74
3022 Emergency Vehicle Fund	15,372.19	470.00	0.00	616.51	0.00	0.00	0.00	0.00	0.00	0.00	(10.50)	0.00	16,448.20
3024 Public Defender (17-19-301) Fund	51,426.30	0.00	0.00	175.85	0.00	0.00	0.00	0.00	0.00	0.00	(3.52)	0.00	51,598.63
3026 Indigent Criminal Defense Fund	203,661.07	0.00	0.00	8,274.55	0.00	0.00	0.00	(10,211.39)	0.00	0.00	(13.85)	0.00	201,710.38
3028 Adult Drug Court Fund	7,107.46	330.00	0.00	23.63	0.00	0.00	0.00	(818.34)	0.00	0.00	(7.07)	0.00	6,635.68
3029 Public Safety Fund	289.27	0.00	0.00	0.99	0.00	0.00	0.00	0.00	0.00	0.00	(0.02)	0.00	290.24
3031 Juvenile Probation Fee Fund	61,849.14	8.36	0.00	208.56	0.00	0.00	0.00	(1,520.37)	0.00	0.00	(4.34)	0.00	60,541.35

Craighead County Treasurer

General Ledger Balances by Fund -- Month 1 (FY2023)

2/8/2023 3:36 PM
Report Code: 3 - Full

Parameters: Date Range: 1/1/2023-1/31/2023 Selected Funds: 152 Summary

Fund - Revenue Code	Beginning Balance	Cash Receipts	Void Checks	Transfer In	Tax Transfer In	Com Earned	Void Receipts	Warrants Paid	Transfer Out	Tax Transfer Out	Com Charged	Other Checks	Ending Balance
3039 Circuit Clerk Commission Fee Fund	28,887.29	0.00	0.00	97.73	0.00	0.00	0.00	(430.00)	0.00	0.00	(1.95)	0.00	28,553.07
3042 Assessor's Late Assessment Fee Fund	63,363.74	0.00	0.00	217.20	262.00	0.00	0.00	0.00	0.00	0.00	(9.58)	0.00	63,833.36
3045 District Court Specialty Court Fund	44,587.21	1,895.00	0.00	155.77	0.00	0.00	0.00	(543.70)	0.00	0.00	(41.02)	0.00	46,053.26
3046 American Rescue Plan Fund	11,599,387.88	0.00	0.00	39,662.98	0.00	0.00	0.00	0.00	0.00	0.00	0.00	0.00	11,639,050.86
3414 Juvenile Court Drug Court Fee Fund	1,068.28	0.00	0.00	2.99	0.00	0.00	0.00	(385.64)	0.00	0.00	(0.06)	0.00	685.57
3490 Sheriff D.A.R.E. Account Fund	32,011.83	0.00	0.00	109.15	0.00	0.00	0.00	(142.71)	0.00	0.00	(2.18)	0.00	31,976.09
3492 Sheriff Federal Drug Forfeiture Fund	15,564.31	0.00	0.00	53.22	0.00	0.00	0.00	0.00	0.00	0.00	(1.06)	0.00	15,616.47
3494 ED District Court Automation Fund	22,454.73	420.00	0.00	77.59	0.00	0.00	0.00	(134.04)	0.00	0.00	(9.95)	0.00	22,808.33
3498 County Jail Fund	486,366.50	0.00	0.00	12,497.47	0.00	0.00	0.00	0.00	0.00	0.00	(33.71)	0.00	498,830.26
3501 Juvenile Detention Facilities Grant Fund	28,553.26	0.00	0.00	0.00	0.00	0.00	0.00	(97.16)	0.00	0.00	0.00	0.00	28,456.10
3504 Adult Drug Court Grant Fund	577.32	0.00	0.00	0.00	0.00	0.00	0.00	0.00	0.00	0.00	0.00	0.00	577.32
3530 FY23 DPS Public Safety Equipment Grant (0.00	0.00	0.00	0.00	0.00	0.00	0.00	0.00	0.00	0.00	0.00	0.00	0.00
3531 Rural Community Grant Prog / Philadelphia	12,669.59	0.00	0.00	0.00	0.00	0.00	0.00	(10,438.02)	0.00	0.00	0.00	0.00	2,231.57
3532 BJA FY22 Adult Drug Court Discretionary G	0.00	0.00	0.00	0.00	0.00	0.00	0.00	0.00	0.00	0.00	0.00	0.00	0.00
3533 Craighead County Safe Room Project	0.00	0.00	0.00	0.00	0.00	0.00	0.00	(21,450.00)	0.00	0.00	0.00	0.00	(21,450.00)
3534 FY22 Supplemental Juvenile Court Grant F	9,305.72	0.00	0.00	0.00	0.00	0.00	0.00	0.00	0.00	0.00	0.00	0.00	9,305.72
3535 CY22 Acct Court Grant Adult Drug Court	0.02	0.00	0.00	0.00	0.00	0.00	0.00	0.00	0.00	0.00	0.00	0.00	0.02
3536 SRT Body Worn Camera Grant	23,708.38	0.00	0.00	0.00	0.00	0.00	0.00	0.00	0.00	0.00	0.00	0.00	23,708.38
3537 FY21 Connect & Protect: LE Behavioral Hea	(2,633.45)	19,127.60	0.00	0.00	0.00	0.00	0.00	(16,496.08)	0.00	0.00	0.00	0.00	(1.93)
3538 FY21 Homeland Security Grant Program	0.00	0.00	0.00	0.00	0.00	0.00	0.00	(4,421.66)	0.00	0.00	0.00	0.00	(4,421.66)
3539 FY22 State Hazard Mitigation CR 7628/7629	7.06	0.00	0.00	0.00	0.00	0.00	0.00	0.00	0.00	0.00	0.00	0.00	7.06
3540 FEMA Hazard Mitigation Grant Program	0.00	0.00	0.00	0.00	0.00	0.00	0.00	0.00	0.00	0.00	0.00	0.00	0.00
3548 Rural Community Grant Prog / Southridge F	76.50	0.00	0.00	0.00	0.00	0.00	0.00	0.00	0.00	0.00	0.00	0.00	76.50
3549 Craighead County STAR Court Grant	(2,212.92)	8,981.98	0.00	0.00	0.00	0.00	0.00	(7,241.37)	0.00	0.00	0.00	0.00	(472.31)
3578 District Court DWI Court Fund	232.39	0.00	0.00	0.00	0.00	0.00	0.00	0.00	0.00	0.00	0.00	0.00	232.39
3583 Court Improvement Program (CIP) Grant	0.00	0.00	0.00	0.00	0.00	0.00	0.00	0.00	0.00	0.00	0.00	0.00	0.00
3585 Northeast AR Veterans Court Expansion Pr	7,734.71	19,950.80	0.00	0.00	0.00	0.00	0.00	(21,600.79)	0.00	0.00	0.00	0.00	6,084.72
3587 Arkansas Historic Preservation Program Gr	0.00	0.00	0.00	0.00	0.00	0.00	0.00	0.00	0.00	0.00	0.00	0.00	0.00
3589 Crisis Stabilization Unit Grant Fund	623.22	81,481.75	0.00	0.00	0.00	0.00	0.00	0.00	0.00	0.00	0.00	0.00	82,104.97
3594 Project Lifesaver (Alzheimers) Fund	0.75	0.00	0.00	0.00	0.00	0.00	0.00	0.00	0.00	0.00	0.00	0.00	0.75
3597 Northeast AR Mental Health Court Expansio	12,713.44	0.00	0.00	0.00	0.00	0.00	0.00	(9,849.77)	0.00	0.00	0.00	0.00	2,863.67
3599 Local Law Enforcement Equipment Grant P	0.02	0.00	0.00	0.00	0.00	0.00	0.00	0.00	0.00	0.00	0.00	0.00	0.02
6000 Treasurer's Commission Fund	962,757.94	0.00	0.00	3,405.90	0.00	58,966.53	0.00	0.00	0.00	0.00	0.00	0.00	1,025,130.37
6001 Collector's Commission Fund	0.00	0.00	0.00	0.00	0.00	0.00	0.00	0.00	0.00	0.00	0.00	0.00	0.00
6002 Collector's Unapportioned Fund	0.00	377.79	0.00	1.40	211.85	0.00	0.00	0.00	0.00	0.00	0.00	0.00	591.04

Craighead County Treasurer

General Ledger Balances by Fund -- Month 1 (FY2023)

2/8/2023 3:36 PM
Report Code: 3 - Full

Parameters: Date Range: 1/1/2023-1/31/2023 Selected Funds: 152 Summary

Fund - Revenue Code	Beginning Balance	Cash Receipts	Void Checks	Transfer In	Tax Transfer In	Com Earned	Void Receipts	Warrants Paid	Transfer Out	Tax Transfer Out	Com Charged	Other Checks	Ending Balance
6003 Property Tax Relief Fund	0.00	4,241,020.84	0.00	622.44	0.00	0.00	0.00	0.00	0.00	(3,972,305.36)	0.00	0.00	269,337.92
6004 Delinquent Personal Tax Fund	0.00	321,425.05	0.00	0.00	0.00	0.00	0.00	0.00	0.00	(321,425.05)	0.00	0.00	0.00
6005 Delinquent Real Estate Tax Fund	0.00	502,653.17	0.00	0.00	0.00	0.00	0.00	0.00	0.00	(502,653.17)	0.00	0.00	0.00
6006 Timber Tax Fund	6.06	0.00	0.00	0.13	52.35	0.00	0.00	0.00	0.00	0.00	(1.05)	0.00	57.49
6008 State Land Sales Fund	0.00	61,722.32	0.00	0.00	0.00	0.00	0.00	0.00	0.00	(61,722.32)	0.00	0.00	0.00
6009 Law Library Fund	84,218.46	0.00	0.00	4,783.54	0.00	0.00	0.00	0.00	0.00	0.00	(5.81)	(3,441.52)	85,554.67
6010 Administration of Justice Fund	0.00	94,839.30	0.00	0.00	0.00	0.00	0.00	0.00	(48,551.64)	0.00	(1,896.79)	(44,390.87)	0.00
6011 Interest Fund	0.00	172,535.57	0.00	0.00	0.00	0.00	0.00	0.00	(172,535.57)	0.00	0.00	0.00	0.00
6013 Common School Fund	0.00	338.18	0.00	0.00	0.00	0.00	0.00	0.00	(338.18)	0.00	0.00	0.00	0.00
6016 County Fire Protection Premium Tax Fund	0.00	0.00	0.00	0.00	0.00	0.00	0.00	0.00	0.00	0.00	0.00	0.00	0.00
6017 County Sheriff's Office Fund	0.00	25,018.41	0.00	0.00	0.00	0.00	0.00	0.00	(24,285.56)	0.00	(500.37)	(232.48)	0.00
6400 Jonesboro Public Library Fund	0.00	0.00	4.51	0.00	135,834.73	0.00	0.00	(133,098.36)	0.00	0.00	(2,716.70)	(24.18)	0.00
6450 Interlocal Agreement (ASP tickets)	0.00	169.91	0.00	0.00	0.00	0.00	0.00	0.00	(169.91)	0.00	0.00	0.00	0.00
6496 Justice Fund	0.00	5,837.04	0.00	0.00	0.00	0.00	0.00	0.00	0.00	0.00	0.00	(5,837.04)	0.00
6498 Victim Witness Fund	4,644.52	0.00	0.00	4,647.92	0.00	0.00	0.00	0.00	0.00	0.00	(0.29)	(4,644.52)	4,647.63
6500 Brookland Fire Department Fund	0.00	0.00	0.00	0.00	1,155.00	0.00	0.00	0.00	0.00	0.00	(23.10)	(1,131.90)	0.00
6510 Southridge Fire Department Fund	0.00	0.00	0.00	0.00	642.26	0.00	0.00	0.00	0.00	0.00	(12.85)	(629.41)	0.00
6520 Philadelphia Fire Department Fund	0.00	0.00	0.00	0.00	660.00	0.00	0.00	0.00	0.00	0.00	(13.20)	(646.80)	0.00
6530 Bono Fire Department Fund	0.00	0.00	0.00	0.00	1,320.00	0.00	0.00	0.00	0.00	0.00	(26.40)	(1,293.60)	0.00
6540 Valley View Fire Department Fund	0.00	0.00	0.00	0.00	825.00	0.00	0.00	0.00	0.00	0.00	(16.50)	(808.50)	0.00
6550 Egypt Fire Department Fund	0.00	0.00	0.00	0.00	27.50	0.00	0.00	0.00	0.00	0.00	(0.55)	(26.95)	0.00
6560 Cash Fire Department Fund	0.00	0.00	0.00	0.00	66.00	0.00	0.00	0.00	0.00	0.00	(1.32)	(64.68)	0.00
6570 Lake City Fire Department Fund	0.00	0.00	0.00	0.00	473.00	0.00	0.00	0.00	0.00	0.00	(9.46)	(463.54)	0.00
6600 City Of Jonesboro Fund	0.00	0.00	0.00	19,166.96	0.00	0.00	0.00	0.00	(4.00)	0.00	(1.60)	(19,161.36)	0.00
6602 City of Jonesboro Street Fund	0.00	0.00	2.84	0.00	84,835.96	0.00	0.00	0.00	0.00	0.00	(1,696.72)	(83,142.08)	0.00
6605 Jonesboro Police Pension Fund	0.00	0.00	1.13	0.00	32,458.67	0.00	0.00	0.00	0.00	0.00	(649.17)	(31,810.63)	0.00
6606 Jonesboro Firemen's Pension Fund	0.00	0.00	1.13	0.00	32,458.67	0.00	0.00	0.00	0.00	0.00	(649.17)	(31,810.63)	0.00
6608 Jonesboro City Liens Fund	0.00	0.00	0.00	0.00	0.00	0.00	0.00	0.00	0.00	0.00	0.00	0.00	0.00
6610 City Of Black Oak Fund	0.00	0.00	0.00	0.00	322.86	0.00	0.00	0.00	0.00	0.00	(6.46)	(316.40)	0.00
6612 City of Black Oak Street Fund	0.00	0.00	0.00	0.00	144.87	0.00	0.00	0.00	0.00	0.00	(2.89)	(141.98)	0.00
6620 City Of Bono Fund	0.00	0.00	0.00	0.00	4,101.72	0.00	0.00	0.00	0.00	0.00	(82.04)	(4,019.68)	0.00
6622 City of Bono Street Fund	0.00	0.00	0.00	0.00	1,925.86	0.00	0.00	0.00	0.00	0.00	(38.52)	(1,887.34)	0.00
6630 City Of Brookland Fund	0.00	0.00	0.00	10.00	46.13	0.00	0.00	0.00	(0.50)	0.00	(1.12)	(54.51)	0.00
6632 City of Brookland Street Fund	0.00	0.00	0.00	0.00	3,038.82	0.00	0.00	0.00	0.00	0.00	(60.78)	(2,978.04)	0.00
6638 Brookland City Liens Fund	0.00	0.00	0.00	0.00	0.00	0.00	0.00	0.00	0.00	0.00	0.00	0.00	0.00
6640 City Of Caraway Fund	0.00	0.00	0.00	0.00	1,688.42	0.00	0.00	0.00	0.00	0.00	(33.77)	(1,654.65)	0.00

Craighead County Treasurer

General Ledger Balances by Fund -- Month 1 (FY2023)

2/8/2023 3:36 PM
Report Code: 3 - Full

Parameters: Date Range: 1/1/2023-1/31/2023 Selected Funds: 152 Summary

Fund - Revenue Code	Beginning Balance	Cash Receipts	Void Checks	Transfer In	Tax Transfer In	Com Earned	Void Receipts	Warrants Paid	Transfer Out	Tax Transfer Out	Com Charged	Other Checks	Ending Balance
6642 City of Caraway Street Fund	0.00	0.00	0.00	0.00	880.75	0.00	0.00	0.00	0.00	0.00	(17.62)	(863.13)	0.00
6650 City Of Cash Fund	0.00	0.00	0.00	0.00	92.59	0.00	0.00	0.00	0.00	0.00	(1.85)	(90.74)	0.00
6652 City of Cash Street Fund	0.00	0.00	0.00	0.00	71.63	0.00	0.00	0.00	0.00	0.00	(1.44)	(70.19)	0.00
6660 City Of Egypt Fund	0.00	0.00	0.00	0.00	38.98	0.00	0.00	0.00	0.00	0.00	(0.77)	(38.21)	0.00
6662 City of Egypt Street Fund	0.00	0.00	0.00	0.00	16.21	0.00	0.00	0.00	0.00	0.00	(0.32)	(15.89)	0.00
6670 City Of Bay Fund	0.00	0.00	0.00	0.00	2,145.18	0.00	0.00	0.00	0.00	0.00	(42.89)	(2,102.29)	0.00
6672 City of Bay Street Fund	0.00	0.00	0.00	0.00	1,321.83	0.00	0.00	0.00	0.00	0.00	(26.44)	(1,295.39)	0.00
6680 City Of Lake City Fund	0.00	0.00	0.00	1,382.17	3,315.48	0.00	0.00	0.00	0.00	0.00	(66.32)	(4,631.33)	0.00
6682 City of Lake City Street Fund	0.00	0.00	0.00	0.00	2,089.86	0.00	0.00	0.00	0.00	0.00	(41.80)	(2,048.06)	0.00
6690 City Of Monette Fund	0.00	0.00	0.00	80.00	2,543.21	0.00	0.00	0.00	(4.00)	0.00	(52.47)	(2,566.74)	0.00
6692 City of Monette Street Fund	0.00	0.00	0.00	0.00	1,705.24	0.00	0.00	0.00	0.00	0.00	(34.11)	(1,671.13)	0.00
6700 Jonesboro School Fund	0.00	0.00	0.00	111.05	1,127,490.32	0.00	0.00	0.00	0.00	0.00	(2,819.01)	(1,124,782.36)	0.00
6710 Brookland School Fund	0.00	0.00	0.00	50.50	513,187.72	0.00	0.00	0.00	0.00	0.00	(1,283.09)	(511,955.13)	0.00
6720 Greene County Tech School Fund	0.00	0.00	0.00	0.00	7,564.34	0.00	0.00	0.00	0.00	0.00	(18.91)	(7,545.43)	0.00
6730 Bay School Fund	0.00	0.00	0.00	9.80	109,068.37	0.00	0.00	0.00	0.00	0.00	(272.70)	(108,805.47)	0.00
6740 Riverside School Fund	0.00	0.00	0.00	12.67	181,833.47	0.00	0.00	0.00	0.00	0.00	(454.61)	(181,391.53)	0.00
6750 Buffalo Island Central School Fund	0.00	0.00	0.00	12.04	104,217.23	0.00	0.00	0.00	0.00	0.00	(260.57)	(103,968.70)	0.00
6760 Nettleton School Fund	0.00	0.00	0.00	61.54	859,631.20	0.00	0.00	0.00	0.00	0.00	(2,149.22)	(857,543.52)	0.00
6770 Valley View School Fund	0.00	0.00	95.84	50.31	611,121.71	0.00	0.00	0.00	0.00	0.00	(1,527.93)	(609,739.93)	0.00
6780 Westside School Fund	0.00	0.00	0.00	30.27	365,048.48	0.00	0.00	0.00	0.00	0.00	(912.70)	(364,166.05)	0.00
6800 Buffalo Island Drainage District Fund	0.00	0.00	0.00	0.00	2,068.29	0.00	0.00	0.00	0.00	0.00	(41.37)	(2,026.92)	0.00
6802 Improvement District #19 Fund	0.00	0.00	0.00	0.00	0.00	0.00	0.00	0.00	0.00	0.00	0.00	0.00	0.00
6804 Improvement District #20 Fund	0.00	0.00	0.00	0.00	36.28	0.00	0.00	0.00	0.00	0.00	(0.73)	0.00	35.55
6806 Improvement District #25 Fund	0.00	0.00	0.00	0.00	3.66	0.00	0.00	0.00	0.00	0.00	(0.08)	0.00	3.58
6808 Sub #2 To #25 Fund	0.00	0.00	0.00	0.00	3.14	0.00	0.00	0.00	0.00	0.00	(0.07)	0.00	3.07
6810 Improvement District #27 Fund	0.00	0.00	0.00	0.00	1.15	0.00	0.00	0.00	0.00	0.00	(0.02)	0.00	1.13
6814 Improvement District #29 Fund	0.00	0.00	0.00	0.00	735.26	0.00	0.00	0.00	0.00	0.00	(14.71)	(720.55)	0.00
6818 Improvement District #31 Fund	0.00	0.00	0.00	0.00	0.77	0.00	0.00	0.00	0.00	0.00	(0.01)	0.00	0.76
6820 Sub #1 To #28 Fund	0.00	0.00	0.00	0.00	29.24	0.00	0.00	0.00	0.00	0.00	(0.58)	0.00	28.66
6822 Improvement District #32 Fund	0.00	0.00	0.00	0.00	11.64	0.00	0.00	0.00	0.00	0.00	(0.23)	0.00	11.41
6824 Improvement District #33 Fund	0.00	0.00	0.00	0.00	36.08	0.00	0.00	0.00	0.00	0.00	(0.73)	0.00	35.35
6826 Improvement District #34 Fund	0.00	0.00	0.00	0.00	0.00	0.00	0.00	0.00	0.00	0.00	0.00	0.00	0.00
6828 Improvement District #35 Fund	0.00	0.00	0.00	0.00	0.00	0.00	0.00	0.00	0.00	0.00	0.00	0.00	0.00
6830 Improvement District #38 Fund	0.00	0.00	0.00	0.00	0.00	0.00	0.00	0.00	0.00	0.00	0.00	0.00	0.00
6832 Sub #1 To 1st Slough Fund	1,407.64	0.00	0.00	0.00	0.00	0.00	0.00	0.00	0.00	0.00	0.00	0.00	1,407.64

Craighead County Treasurer

General Ledger Balances by Fund -- Month 1 (FY2023)

2/8/2023 3:36 PM
Report Code: 3 - Full

Parameters: Date Range: 1/1/2023-1/31/2023 Selected Funds: 152 Summary


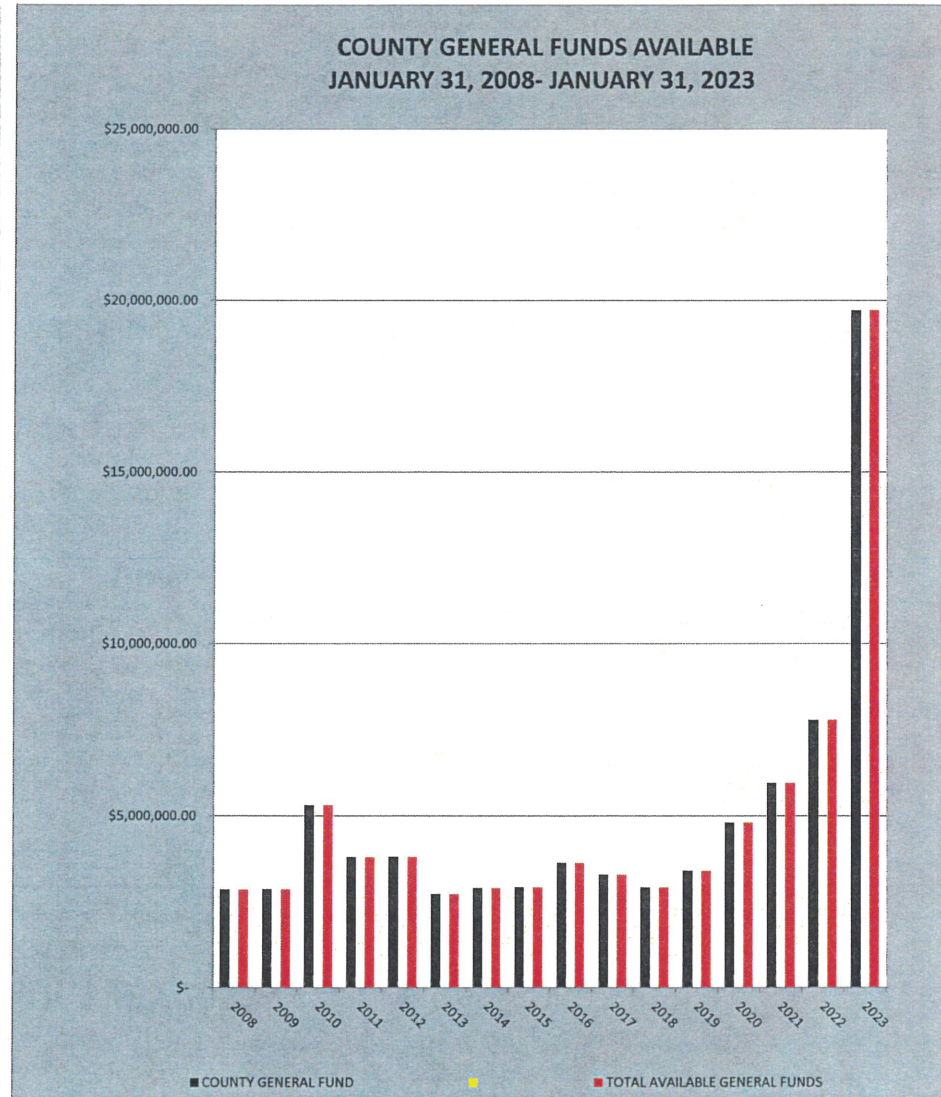
Fund - Revenue Code	Beginning Balance	Cash Receipts	Void Checks	Transfer In	Tax Transfer In	Com Earned	Void Receipts	Warrants Paid	Transfer Out	Tax Transfer Out	Com Charged	Other Checks	Ending Balance
6834 Cache River Improvement Fund	0.00	0.00	0.00	0.00	143.98	0.00	0.00	0.00	0.00	0.00	(2.88)	0.00	141.10
6835 Cache River Flat Tax Fund	0.00	0.00	0.00	0.00	593.51	0.00	0.00	0.00	0.00	0.00	(11.87)	0.00	581.64
6836 Big Creek Watershed Fund	0.00	0.00	0.00	0.00	114.47	0.00	0.00	0.00	0.00	0.00	(2.29)	0.00	112.18
6838 Willow Slough Improvement District Fund	0.00	0.00	0.00	0.00	0.00	0.00	0.00	0.00	0.00	0.00	0.00	0.00	0.00
6840 Sub #1 To #25 Fund	0.00	0.00	0.00	0.00	1.36	0.00	0.00	0.00	0.00	0.00	(0.02)	0.00	1.34
6842 Poinsett Watershed Imp District Fund	0.00	0.00	0.00	0.00	46.87	0.00	0.00	0.00	0.00	0.00	(0.94)	0.00	45.93
6844 St Francis Levee District Fund	0.00	0.00	0.00	0.00	2,208.51	0.00	0.00	0.00	0.00	0.00	(44.18)	(2,164.33)	0.00
6846 Improvement District #15 Fund	15,215.13	0.00	0.00	0.00	1.34	0.00	0.00	0.00	0.00	0.00	(0.02)	(15,216.45)	0.00
6848 Downtown Business Improvement District	31,785.14	0.00	0.00	0.00	115.76	0.00	0.00	0.00	0.00	0.00	(2.32)	0.00	31,898.58
6855 TIFF Turtle Creek Improvement Dist Fund	0.00	0.00	0.00	0.00	0.00	0.00	0.00	0.00	0.00	0.00	0.00	0.00	0.00
Totals for All Funds	51,375,916.47	\$7,089,926.32	\$40,607.87	\$245,940.19	\$4,858,105.90	\$58,966.53	(\$3,384,714.64)	(\$245,940.19)	(\$4,858,105.90)	(\$58,966.53)	(\$4,146,196.86)	50,974,334.09	

Craighead County, Arkansas

General Funds Available

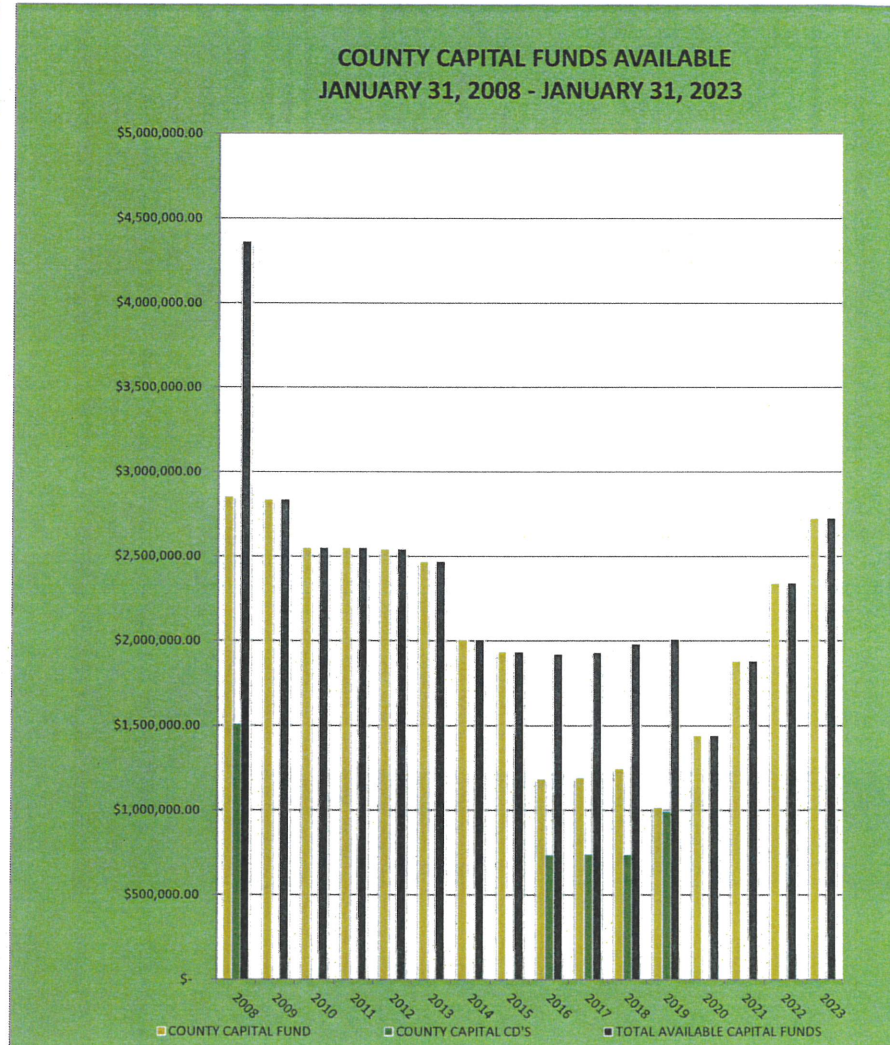
January 2008 - January 2023

<u>MONTH AND YEAR</u>	<u>COUNTY GENERAL FUND</u>	<u>TOTAL AVAILABLE GENERAL FUNDS</u>
31-Jan-08	\$ 2,854,003.90	\$ 2,854,003.90
31-Jan-09	\$ 2,860,790.57	\$ 2,860,790.57
31-Jan-10	\$ 5,309,176.37	\$ 5,309,176.37
31-Jan-11	\$ 3,796,255.85	\$ 3,796,255.85
31-Jan-12	\$ 3,806,755.75	\$ 3,806,755.75
31-Jan-13	\$ 2,725,206.90	\$ 2,725,206.90
31-Jan-14	\$ 2,904,751.99	\$ 2,904,751.99
31-Jan-15	\$ 2,917,428.54	\$ 2,917,428.54
31-Jan-16	\$ 3,628,215.35	\$ 3,628,215.35
31-Jan-17	\$ 3,287,197.44	\$ 3,287,197.44
31-Jan-18	\$ 2,917,764.84	\$ 2,917,764.84
31-Jan-19	\$ 3,396,791.22	\$ 3,396,791.22
31-Jan-20	\$ 4,797,279.92	\$ 4,797,279.92
31-Jan-21	\$ 5,956,481.91	\$ 5,956,481.91
31-Jan-22	\$ 7,781,727.77	\$ 7,781,727.77
31-Jan-23	\$ 19,721,317.92	\$ 19,721,317.92



Craighead County, Arkansas County Capital Funds Available January 2008 - January 2023

MONTH AND YEAR	COUNTY CAPITAL FUND	COUNTY CAPITAL CD'S	TOTAL AVAILABLE CAPITAL FUNDS
31-Jan-08	\$ 2,855,192.24	\$ 1,508,134.53	\$ 4,363,326.77
31-Jan-09	\$ 2,837,475.79		\$ 2,837,475.79
31-Jan-10	\$ 2,551,729.24		\$ 2,551,729.24
31-Jan-11	\$ 2,551,543.81		\$ 2,551,543.81
31-Jan-12	\$ 2,542,140.77		\$ 2,542,140.77
31-Jan-13	\$ 2,470,344.93		\$ 2,470,344.93
31-Jan-14	\$ 2,006,640.68		\$ 2,006,640.68
31-Jan-15	\$ 1,936,248.84		\$ 1,936,248.84
31-Jan-16	\$ 1,186,731.44	\$ 735,053.70	\$ 1,921,785.14
31-Jan-17	\$ 1,193,262.03	\$ 738,763.84	\$ 1,932,025.87
31-Jan-18	\$ 1,246,596.35	\$ 736,619.62	\$ 1,983,215.97
31-Jan-19	\$ 1,016,904.38	\$ 993,444.92	\$ 2,010,349.30
31-Jan-20	\$ 1,442,986.90		\$ 1,442,986.90
31-Jan-21	\$ 1,881,528.02		\$ 1,881,528.02
31-Jan-22	\$ 2,342,259.71		\$ 2,342,259.71
31-Jan-23	\$ 2,727,813.67		\$ 2,727,813.67



CAPITAL FUNDS AVAILABLE

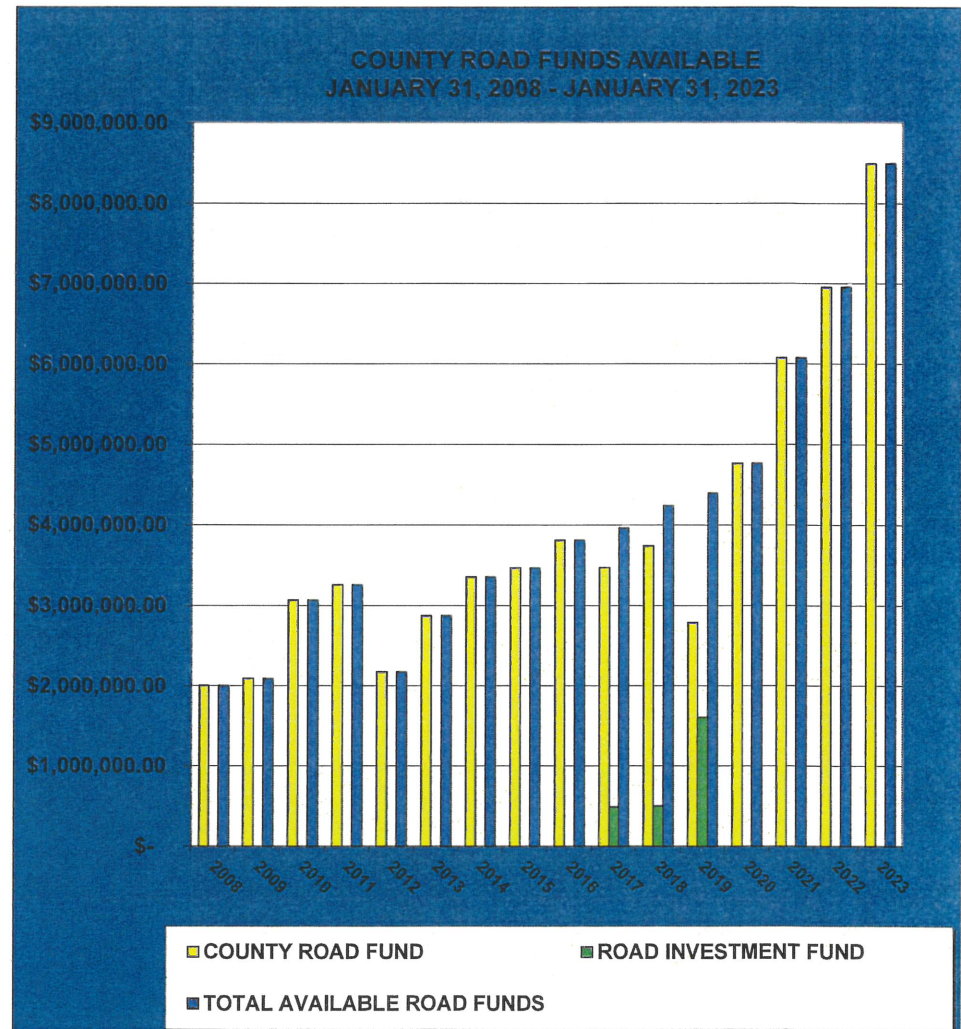


Craighead County, Arkansas


County Road Funds Available

January 2008 - January 2023

MONTH AND YEAR	COUNTY ROAD FUND	ROAD INVESTMENT FUND	TOTAL AVAILABLE ROAD FUNDS
31-Jan-08	\$ 2,001,903.06		\$ 2,001,903.06
31-Jan-09	\$ 2,091,792.75		\$ 2,091,792.75
31-Jan-10	\$ 3,066,814.47		\$ 3,066,814.47
31-Jan-11	\$ 3,257,370.13		\$ 3,257,370.13
31-Jan-12	\$ 2,174,812.31		\$ 2,174,812.31
31-Jan-13	\$ 2,873,902.43		\$ 2,873,902.43
31-Jan-14	\$ 3,355,038.57		\$ 3,355,038.57
31-Jan-15	\$ 3,467,101.21		\$ 3,467,101.21
31-Jan-16	\$ 3,813,843.10		\$ 3,813,843.10
31-Jan-17	\$ 3,472,173.76	\$ 490,000.00	\$ 3,962,173.76
31-Jan-18	\$ 3,740,652.95	\$ 499,300.10	\$ 4,239,953.05
31-Jan-19	\$ 2,789,840.26	\$ 1,605,318.25	\$ 4,395,158.51
31-Jan-20	\$ 4,767,932.13		\$ 4,767,932.13
31-Jan-21	\$ 6,077,250.64		\$ 6,077,250.64
31-Jan-22	\$ 6,955,744.67		\$ 6,955,744.67
31-Jan-23	\$ 8,492,845.95		\$ 8,492,845.95



ROAD FUNDS



911 EMERGENCY SERVICES FUND 3020
 FOR CRAIGHEAD COUNTY, UNINCORPORATED
 JANUARY 2023 - DECEMBER 2023

DATE								BALANCE	
	RECEIPTS	EXCESS COM	INTEREST	COM CHARGED	DISBURSEMENTS	"CASH FLOW"	TRANSFER FROM GENERAL	\$	
1/31/2023	\$ 4,617.07		\$ 344.38	\$ (99.23)	\$ (482.16)	\$ 4,380.06		\$	99,916.68
2/28/2023								\$	104,296.74
3/31/2023								\$	-
4/30/2023								\$	-
5/31/2023								\$	-
6/30/2023								\$	-
7/31/2023								\$	-
8/31/2023								\$	-
9/30/2023								\$	-
10/31/2023								\$	-
11/30/2023								\$	-
12/31/2023								\$	-
TOTAL	\$ 4,617.07	\$ -	\$ 344.38	\$ (99.23)	\$ (482.16)	\$ 4,380.06	\$ -	\$	104,296.74

COUNTY RECORDER'S ACT 768 OF 1995 CRAIGHEAD COUNTY CIRCUIT CLERK JANUARY - DECEMBER 2023

Y-T-D	RECEIPTS	EXCESS COM	INTEREST	COM CHARGED	DISBURSEMENTS	"CASH FLOW"	TRANSFER OUT	2023 Balance	
Jan-23	60,169.83		2,756.86	(1,249.08)	(75,084.16)	(13,406.55)		\$	789,318.50
Feb-23								\$	-
Mar-23								\$	-
Apr-23								\$	-
May-23								\$	-
Jun-23								\$	-
Jul-23								\$	-
Aug-23								\$	-
Sep-23								\$	-
Oct-23								\$	-
Nov-23								\$	-
Dec-23								\$	-
TOTALS	60,169.83	-	2,756.86	(1,249.08)	(75,084.16)	(13,406.55)	-	\$	775,911.95

County General Transfers

Date	Amount	
2/2/2010	(100,000.00)	To County General
1/25/2011	(50,000.00)	To County General
2/7/2012	(54,000.00)	To County General
12/30/2014	(50,000.00)	To County General
12/30/2016	65,000.00	From County General
6/1/2017	89,662.68	From County General
12/17/2017	6,700.00	From County General

STATE TURNBACK RECEIPTS BY MONTH
FOR CRAIGHHEAD COUNTY, UNINCORPORATED
2015-2022

	GENERAL FUND	ROAD FUND	TOTAL TURNBACK
JAN 2016	19,584.83	215,766.74	\$ 235,351.57
FEB 2016	15,945.80	216,168.94	\$ 232,114.74
MAR 2016	15,945.12	195,911.23	\$ 211,856.35
APR 2016	15,945.12	238,363.95	\$ 254,309.07
MAY 2016	115,945.12	222,860.17	\$ 338,805.29
JUN 2016	15,945.12	216,693.17	\$ 232,638.29
JUL 2016	186,945.06	170,414.21	\$ 357,359.27
AUG 2016	15,645.10	209,859.64	\$ 225,504.74
SEP 2016	15,945.29	221,839.90	\$ 237,785.19
OCT 2016	15,945.12	238,129.04	\$ 254,074.16
NOV 2016	15,945.12	223,953.42	\$ 239,898.54
DEC 2016	15,945.12	206,837.06	\$ 222,782.18
	465,681.92	2,576,797.47	\$ 3,042,479.39

	GENERAL FUND	ROAD FUND	TOTAL TURNBACK
JAN 2017	52,482.44	232,966.65	\$ 285,449.09
FEB 2017	15,943.49	232,417.90	\$ 248,361.39
MAR 2017	15,943.49	204,135.54	\$ 220,079.03
APR 2017	15,943.49	238,879.72	\$ 254,823.21
MAY 2017	35,943.49	234,098.17	\$ 270,041.66
JUN 2017	15,943.49	234,764.82	\$ 250,708.31
JUL 2017	137,400.67	242,924.74	\$ 380,325.41
AUG 2017	13,296.73	233,472.95	\$ 246,769.68
SEP 2017	15,943.49	232,328.51	\$ 248,272.00
OCT 2017	15,943.49	241,523.60	\$ 257,467.09
NOV 2017	15,943.49	219,527.35	\$ 235,470.84
DEC 2017	15,943.49	217,227.00	\$ 233,170.49
	366,671.25	2,764,266.95	\$ 3,130,938.20

	GENERAL FUND	ROAD FUND	TOTAL TURNBACK
JAN 2018	52,480.81	234,576.25	\$ 287,057.06
FEB 2018	15,940.26	240,075.96	\$ 256,016.22
MAR 2018	15,940.26	211,199.39	\$ 227,139.65
APR 2018	15,940.26	231,224.32	\$ 247,164.58
MAY 2018	15,940.26	240,909.39	\$ 256,849.65
JUN 2018	15,940.26	236,081.26	\$ 252,021.52
JUL 2018	151,339.66	253,248.24	\$ 404,587.90
AUG 2018	12,234.28	231,069.38	\$ 243,303.66
SEP 2018	15,940.26	236,251.15	\$ 252,191.41
OCT 2018	15,940.26	246,990.13	\$ 262,930.39
NOV 2018	15,940.26	224,935.48	\$ 240,875.74
DEC 2018	15,940.26	233,431.94	\$ 249,372.20
	359,517.09	2,819,992.89	\$ 3,179,509.98

	GENERAL FUND	ROAD FUND	TOTAL TURNBACK
JAN 2019	52,477.58	246,841.47	\$ 299,319.05
FEB 2019	15,942.56	236,400.49	\$ 252,433.05
MAR 2019	15,942.56	226,874.77	\$ 242,817.33
APR 2019	15,942.56	240,361.04	\$ 256,303.60
MAY 2019	53,485.51	241,504.57	\$ 294,990.08
JUN 2019	15,942.56	248,854.43	\$ 264,796.99
JUL 2019	144,996.82	245,421.74	\$ 390,418.56
AUG 2019	12,496.19	244,084.44	\$ 256,580.63
SEP 2019	15,942.39	247,975.52	\$ 263,917.91
OCT 2019	15,942.39	242,267.05	\$ 258,209.44
NOV 2019	15,942.39	233,190.33	\$ 249,132.72
DEC 2019	15,942.39	237,999.41	\$ 253,941.80
	390,995.90	2,891,865.26	\$ 3,282,861.16

	GENERAL FUND	ROAD FUND	TOTAL TURNBACK
JAN 2020	52,479.71	286,258.56	\$ 338,738.27
FEB 2020	15,945.28	263,706.83	\$ 279,652.11
MAR 2020	15,245.28	239,396.93	\$ 254,642.21
APR 2020	11,838.94	254,548.17	\$ 266,387.11
MAY 2020	31,143.90	243,955.73	\$ 275,099.63
JUN 2020	11,838.94	228,571.97	\$ 240,410.91
JUL 2020	162,836.19	234,175.06	\$ 397,011.25
AUG 2020	27,477.21	261,839.30	\$ 289,316.51
SEP 2020	7,608.96	259,095.73	\$ 266,704.69
OCT 2020	11,051.87	264,821.85	\$ 275,873.72
NOV 2020	11,051.87	258,525.50	\$ 269,577.37
DEC 2020	11,051.87	246,003.55	\$ 257,055.42
	369,570.02	3,040,899.18	\$ 3,410,469.20

	GENERAL FUND	ROAD FUND	TOTAL TURNBACK
JAN 2021	47,589.19	277,959.57	\$ 325,548.76
FEB 2021	11,051.87	273,299.07	\$ 284,350.94
MAR 2021	11,035.03	234,328.97	\$ 245,364.00
APR 2021	11,016.12	262,266.10	\$ 273,282.22
MAY 2021	11,035.03	317,100.69	\$ 328,135.72
JUN 2021	30,608.64	282,004.64	\$ 312,613.28
JUL 2021	302,905.99	309,089.81	\$ 611,995.80
AUG 2021	32,130.79	289,201.52	\$ 321,332.31
SEP 2021	14,297.31	284,670.78	\$ 298,968.09
OCT 2021	15,593.31	313,900.62	\$ 329,493.93
NOV 2021	15,593.31	320,793.87	\$ 336,387.18
DEC 2021	15,593.31	291,973.50	\$ 307,566.81
	518,449.90	3,456,589.14	\$ 3,975,039.04

	GENERAL FUND	ROAD FUND	TOTAL TURNBACK
JAN 2022	54,060.87	331,590.98	\$ 385,651.85
FEB 2022	15,559.84	319,162.78	\$ 334,722.62
MAR 2022	15,559.84	266,381.25	\$ 281,941.09
APR 2022	15,559.84	318,212.80	\$ 333,772.64
MAY 2022	15,559.84	316,037.26	\$ 331,597.10
JUN 2022	15,559.84	307,301.03	\$ 322,860.87
JUL 2022	399,589.21	327,627.50	\$ 727,216.71
AUG 2022	12,030.25	339,535.63	\$ 351,565.88
SEP 2022	27,657.33	323,606.57	\$ 351,263.90
OCT 2022	15,559.84	336,335.74	\$ 351,895.58
NOV 2022	15,559.84	326,341.57	\$ 341,901.41
DEC 2022	15,559.84	333,342.12	\$ 348,901.96
	617,816.38	3,845,475.23	\$ 4,463,291.61

	GENERAL FUND	ROAD FUND	TOTAL TURNBACK
JAN 2023	54,027.40	327,969.17	\$ 381,996.57
FEB 2023			-
MAR 2023			-
APR 2023			-
MAY 2023			-
JUN 2023			-
JUL 2023			-
AUG 2023			-
SEP 2023			-
OCT 2023			-
NOV 2023			-
DEC 2023			-
	54,027.40	327,969.17	\$ 381,996.57

Craighead County Library and Jonesboro Public Library Tax Disbursements in 2023

Jonesboro Public Library

01/31/23	02/28/23	03/31/23	04/30/23	05/31/23	06/30/23	07/31/23	08/31/23	09/30/23	10/31/23	11/30/23	12/31/23	Totals
\$ 133,098.36												\$ 133,098.36
\$ 133,098.36	\$ -	\$ -	\$ -	\$ -	\$ -	\$ -	\$ -	\$ -	\$ -	\$ -	\$ -	\$ 133,098.36
65.01%	#DIV/0!	#DIV/0!	#DIV/0!	#DIV/0!	#DIV/0!	#DIV/0!	#DIV/0!	#DIV/0!	#DIV/0!	#DIV/0!	#DIV/0!	65.01%

Craighead County Library

01/31/23	02/28/23	03/31/23	04/30/23	05/31/23	06/30/23	07/31/23	08/31/23	09/30/23	10/31/23	11/30/23	12/31/23	Totals
\$ 71,628.67												\$ 71,628.67
\$ 71,628.67	\$ -	\$ -	\$ -	\$ -	\$ -	\$ -	\$ -	\$ -	\$ -	\$ -	\$ -	\$ 71,628.67
34.99%	#DIV/0!	#DIV/0!	#DIV/0!	#DIV/0!	#DIV/0!	#DIV/0!	#DIV/0!	#DIV/0!	#DIV/0!	#DIV/0!	#DIV/0!	34.99%

UNAUDITED, INTERNALLY PREPARED REPORT

TOTAL SALES TAX RECEIPTS BY MONTH
FOR CRAIGHEAD COUNTY, ARKANSAS 1% TAX
JANUARY 2013 - DECEMBER 2023

	2023	2022	2021	2020	2019	2018	2017	2016	2015	2014	2013
JAN	\$ 2,438,750.07	\$ 2,344,585.47	\$ 1,950,348.04	\$ 1,887,945.41	\$ 1,773,495.44	\$ 1,661,452.38	\$ 1,667,926.92	\$ 1,545,852.92	\$ 1,473,397.43	\$ 1,416,155.47	\$ 1,441,413.31
FEB	\$ -	\$ 2,742,144.29	\$ 2,313,783.98	\$ 2,164,524.89	\$ 2,142,668.11	\$ 2,045,513.94	\$ 1,999,627.83	\$ 1,956,723.04	\$ 1,902,017.40	\$ 1,845,303.32	\$ 1,690,530.88
MAR	\$ -	\$ 2,000,990.06	\$ 1,943,953.54	\$ 1,673,989.82	\$ 1,619,866.22	\$ 1,457,637.16	\$ 1,493,959.34	\$ 1,369,216.09	\$ 1,364,807.82	\$ 1,218,814.36	\$ 1,241,415.87
APR	\$ -	\$ 2,020,237.06	\$ 1,682,760.34	\$ 1,758,009.04	\$ 1,559,136.63	\$ 1,447,959.65	\$ 1,578,900.42	\$ 1,621,036.66	\$ 1,417,561.89	\$ 1,420,663.78	\$ 1,380,801.84
MAY	\$ -	\$ 2,509,424.89	\$ 2,404,083.33	\$ 1,785,723.05	\$ 1,737,595.85	\$ 1,651,567.81	\$ 1,675,837.67	\$ 1,610,528.36	\$ 1,469,628.76	\$ 1,515,513.05	\$ 1,434,429.25
JUN	\$ -	\$ 2,277,953.78	\$ 2,257,732.31	\$ 1,727,848.86	\$ 1,759,864.98	\$ 1,634,759.81	\$ 1,556,959.50	\$ 1,474,505.84	\$ 1,491,833.18	\$ 1,381,405.32	\$ 1,366,270.14
JUL	\$ -	\$ 2,322,853.83	\$ 2,218,412.93	\$ 1,909,889.65	\$ 1,728,735.74	\$ 1,730,193.17	\$ 1,704,068.76	\$ 1,600,130.27	\$ 1,508,146.21	\$ 1,521,942.50	\$ 1,391,284.61
AUG	\$ -	\$ 2,525,686.77	\$ 2,292,489.86	\$ 1,986,168.83	\$ 1,772,451.14	\$ 1,753,932.71	\$ 1,746,747.95	\$ 1,646,029.58	\$ 1,558,831.02	\$ 1,452,035.47	\$ 1,493,856.58
SEP	\$ -	\$ 2,409,066.76	\$ 2,275,738.71	\$ 2,014,486.20	\$ 1,754,997.84	\$ 1,689,736.03	\$ 1,555,519.86	\$ 1,677,064.06	\$ 1,548,181.88	\$ 1,449,160.52	\$ 1,404,482.53
OCT	\$ -	\$ 2,441,430.46	\$ 2,291,423.50	\$ 1,928,089.86	\$ 1,833,542.59	\$ 1,744,640.45	\$ 1,680,120.13	\$ 1,601,630.48	\$ 1,555,938.23	\$ 1,543,166.10	\$ 1,460,140.94
NOV	\$ -	\$ 2,450,286.30	\$ 2,251,535.57	\$ 2,037,522.66	\$ 1,804,200.70	\$ 1,706,490.74	\$ 1,696,719.73	\$ 1,631,049.33	\$ 1,532,538.24	\$ 1,522,104.75	\$ 1,459,264.13
DEC	\$ -	\$ 2,230,930.93	\$ 2,203,928.96	\$ 1,865,377.46	\$ 1,796,360.65	\$ 1,687,598.22	\$ 1,632,625.51	\$ 1,638,958.41	\$ 1,588,494.73	\$ 1,484,632.79	\$ 1,347,387.28
TOTAL	\$ 2,438,750.07	\$ 28,275,590.60	\$ 26,085,170.87	\$ 22,739,575.73	\$ 21,281,915.99	\$ 20,211,482.07	\$ 19,989,013.62	\$ 19,372,725.04	\$ 18,411,376.79	\$ 17,570,897.44	\$ 17,111,277.44
JAN % CHANGE	104.02%	120.21%	103.31%	106.45%	106.74%	99.61%	107.90%	104.92%	104.04%	98.25%	110.99%
FEB % CHANGE	0.00%	118.51%	106.90%	101.02%	104.75%	102.29%	102.19%	102.88%	115.60%	97.32%	99.59%
MAR % CHANGE	0.00%	102.93%	116.13%	103.34%	111.13%	97.57%	109.11%	100.32%	111.98%	98.18%	82.35%
APR % CHANGE	0.00%	120.05%	95.72%	112.76%	107.68%	91.71%	97.40%	114.35%	99.78%	102.89%	127.43%
MAY % CHANGE	0.00%	104.38%	134.63%	102.77%	105.21%	98.55%	104.06%	109.59%	96.97%	105.65%	97.54%
JUN % CHANGE	0.00%	100.90%	130.67%	98.24%	107.59%	105.00%	105.59%	98.84%	107.99%	101.11%	99.96%
JUL % CHANGE	0.00%	104.71%	116.15%	110.48%	99.92%	101.53%	106.50%	106.10%	99.09%	109.39%	102.65%
AUG % CHANGE	0.00%	110.17%	115.42%	112.06%	101.06%	100.41%	106.12%	105.59%	107.35%	97.20%	107.06%
SEP % CHANGE	0.00%	105.86%	112.97%	114.79%	103.86%	108.63%	92.75%	108.32%	106.83%	103.18%	108.29%
OCT % CHANGE	0.00%	106.55%	118.84%	105.16%	105.10%	103.84%	104.90%	102.94%	100.83%	105.69%	104.39%
NOV % CHANGE	0.00%	108.83%	110.50%	112.93%	105.73%	100.58%	104.03%	106.43%	100.69%	104.31%	104.36%
DEC % CHANGE	0.00%	101.23%	118.15%	103.84%	106.44%	103.37%	99.61%	103.18%	107.00%	110.19%	96.22%
JAN - DEC % CHANGE	8.62%	108.39%	114.72%	106.65%	105.30%	101.11%	103.18%	105.22%	104.78%	102.69%	102.65%
THIS IS THE TOTAL AMOUNT OF THE COUNTY-WIDE 1% COUNTY-WIDE SALES TAX DISTRIBUTED BY POPULATION											

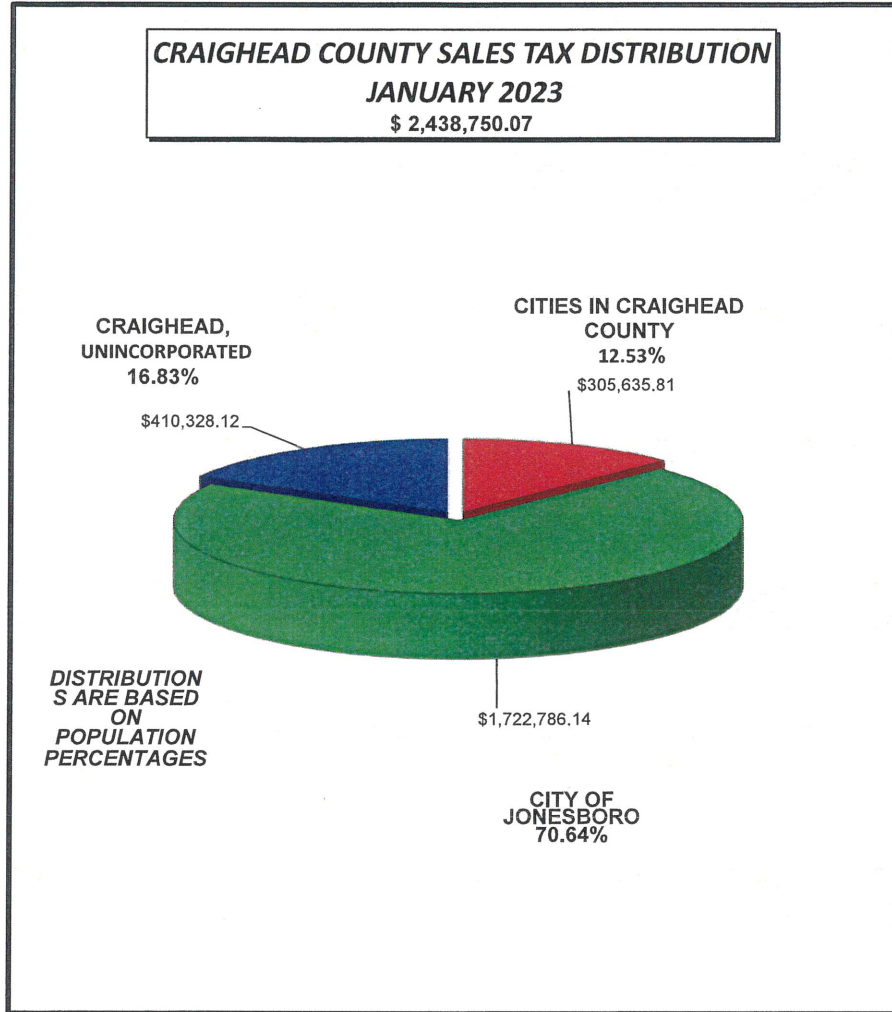

	COUNTY	BAY	BLACK OAK	BONO	BROOKLAND	CARAWAY	CASH	EGYPT	JONESBORO	LAKE CITY	MONETTE	TOTAL
Jan-23	\$ 410,328.12	\$ 41,131.48	\$ 5,108.55	\$ 52,817.55	\$ 89,103.58	\$ 24,841.13	\$ 6,139.03	\$ 2,477.54	\$ 1,722,786.14	\$ 50,997.77	\$ 33,019.18	\$ 2,438,750.07
Feb-23												\$ -
Mar-23												\$ -
Apr-23												\$ -
May-23												\$ -
Jun-23												\$ -
Jul-23												\$ -
Aug-23												\$ -
Sep-23												\$ -
Oct-23												\$ -
Nov-23												\$ -
Dec-23												\$ -
	\$ 410,328.12	\$ 41,131.48	\$ 5,108.55	\$ 52,817.55	\$ 89,103.58	\$ 24,841.13	\$ 6,139.03	\$ 2,477.54	\$ 1,722,786.14	\$ 50,997.77	\$ 33,019.18	\$ 2,438,750.07

	410,328.12	
\$		
FUND 1000 COUNTY GENERAL RECEIVES 40%	\$	164,131.25
FUND 1892 CAPITAL FUND RECEIVES 10%	\$	41,032.81
FUND 2000 COUNTY ROAD RECEIVES 50%	\$	205,164.06
CRAIGHEAD COUNTY 1% SALES TAX PORTION	\$	<u>410,328.12</u>

CRAIGHEAD COUNTY SALES TAX DISTRIBUTIONS JANUARY 2023

<u>CITY IN CRAIGHEAD</u>		<u>POPULATION %</u>
BAY	\$ 41,131.48	1.69%
BLACK OAK	\$ 5,108.55	0.21%
BONO	\$ 52,817.55	2.17%
BROOKLAND	\$ 89,103.58	3.65%
CARAWAY	\$ 24,841.13	1.02%
CASH	\$ 6,139.03	0.25%
EGYPT	\$ 2,477.54	0.10%
LAKE CITY	\$ 50,997.77	2.09%
MONETTE	\$ 33,019.18	1.35%
CITIES IN CRAIGHEAD	\$ 305,635.81	
CITY OF JONESBORO	\$ 1,722,786.14	
CRAIGHEAD COUNTY	\$ 410,328.12	
TOTAL SALES TAX	\$ 2,438,750.07	

SALES AND USE TAX



COUNTY SALES AND USE TAX FUNDS DISTRIBUTIONS FOR DECEMBER 2022, EFFECTIVE DATE 01/25/2023


COUNTY TREASURER'S OFFICE

\$	410,328.12	16.8253453%
\$	305,635.81	12.5324778%
\$	1,722,786.14	70.6421770%
\$	2,438,750.07	100.00%

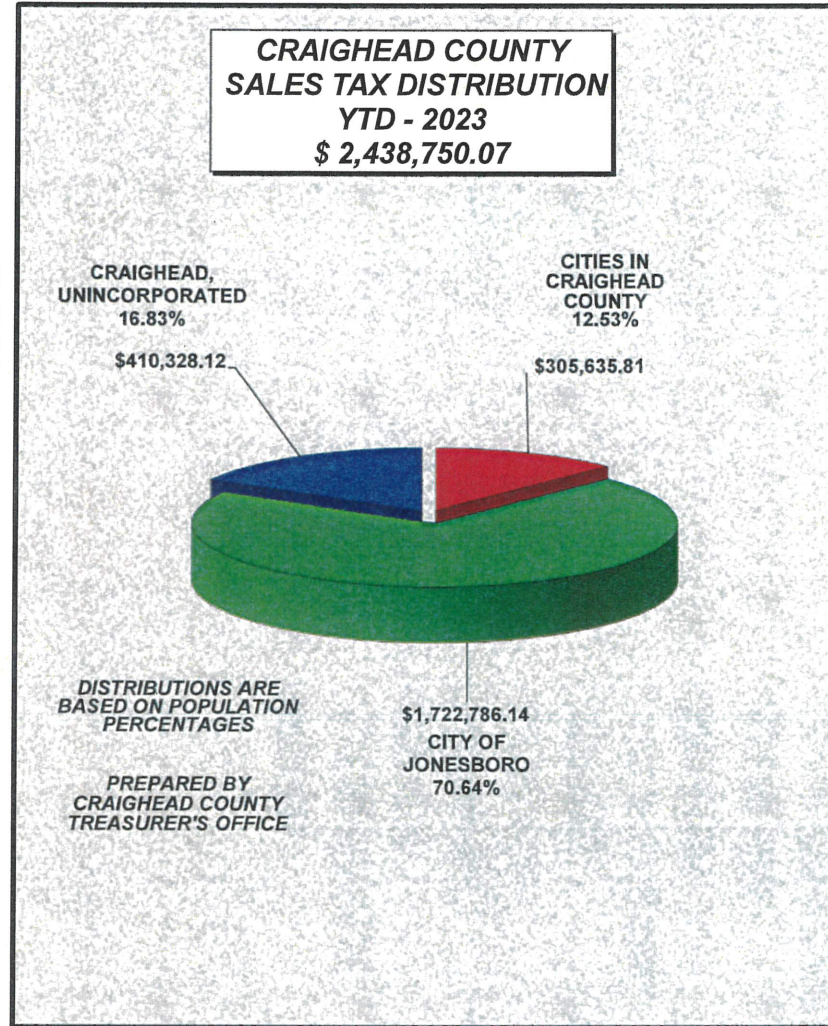
CRAIGHEAD COUNTY SALES TAX DISTRIBUTIONS YEAR TO DATE 2023

<u>CITY IN CRAIGHEAD</u>		<u>POPULATION %</u>
BAY	\$ 41,131.48	1.69%
BLACK OAK	\$ 5,108.55	0.21%
BONO	\$ 52,817.55	2.17%
BROOKLAND	\$ 89,103.58	3.65%
CARAWAY	\$ 24,841.13	1.02%
CASH	\$ 6,139.03	0.25%
EGYPT	\$ 2,477.54	0.10%
LAKE CITY	\$ 50,997.77	2.09%
MONETTE	\$ 33,019.18	1.35%
CITIES IN CRAIGHEAD	\$ 305,635.81	
CITY OF JONESBORO	\$ 1,722,786.14	
CRAIGHEAD RURAL	\$ 410,328.12	
TOTAL SALES TAX	\$ 2,438,750.07	

YEAR TO DATE SALES AND USE TAX



<u>COUNTY SALES AND USE TAX DISTRIBUTIONS</u>		
\$	410,328.12	16.82534529%
\$	305,635.81	12.53247775%
\$	1,722,786.14	70.64217696%
\$	2,438,750.07	100.00%

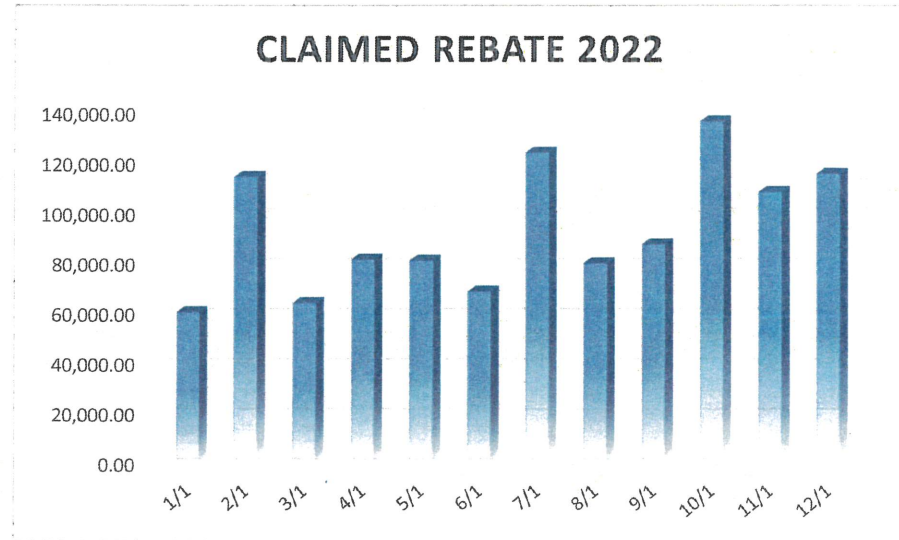


COUNTY TREASURER'S OFFICE

LOCAL REBATE CLAIMED

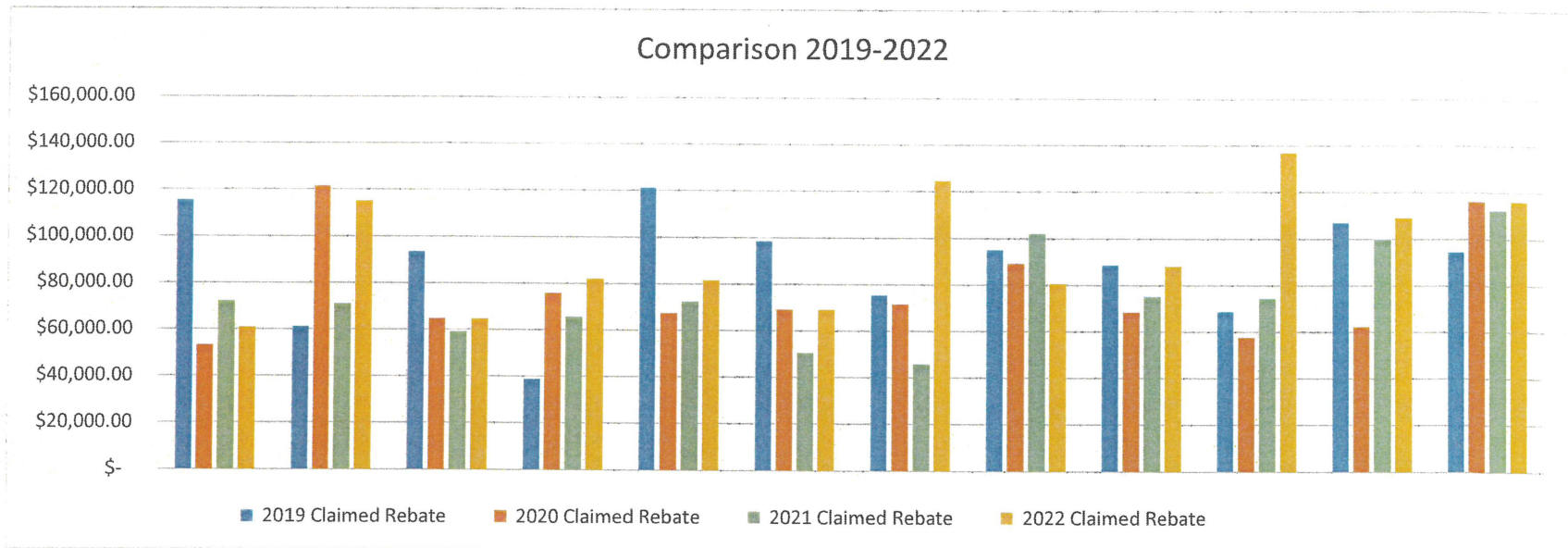
**DEPARTMENT OF FINANCE AND ADMINISTRATION
SALES AND USE TAX**

Date	Return Period	Claimed Rebate
1/1/2022	Nov-21	60,921.21
2/1/2022	Dec-21	115,046.52
3/1/2022	Jan-22	64,651.99
4/1/2022	Feb-22	82,102.50
5/1/2022	Mar-22	81,656.15
6/1/2022	Apr-22	69,186.98
7/1/2022	May-22	124,592.91
8/1/2022	Jun-22	80,593.38
9/1/2022	Jul-22	88,172.85
10/1/2022	Aug-22	137,093.74
11/1/2022	Sep-22	109,000.12
12/1/2022	Oct-22	116,232.38
		\$ 1,129,250.73



LOCAL REBATE CLAIMED
DEPARTMENT OF FINANCE AND ADMINISTRATION
SALES AND USE TAX

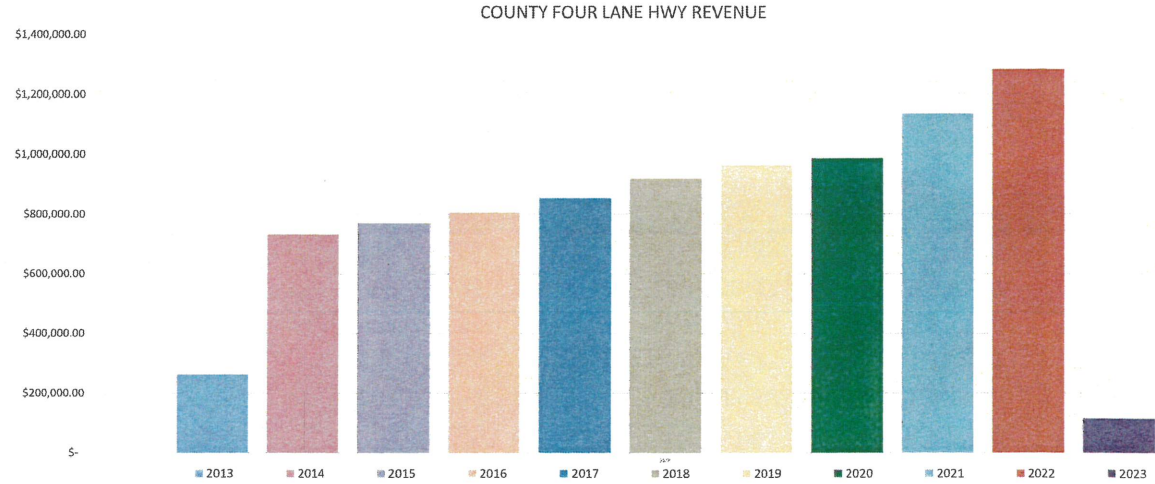

Date	2019 Claimed Rebate	2020 Claimed Rebate	2021 Claimed Rebate	2022 Claimed Rebate	Amt Difference	% Change
January	\$ 115,377.05	\$ 53,158.57	\$ 72,186.74	\$ 60,921.21	(11,265.53)	84.39%
February	\$ 60,967.25	\$ 121,474.20	\$ 70,980.10	\$ 115,046.52	44,066.42	162.08%
March	\$ 93,292.31	\$ 64,651.99	\$ 58,929.00	\$ 64,651.99	5,722.99	109.71%
April	\$ 38,715.01	\$ 75,767.73	\$ 65,507.17	\$ 82,102.50	16,595.33	125.33%
May	\$ 120,861.77	\$ 67,359.94	\$ 72,249.85	\$ 81,656.15	9,406.30	113.02%
June	\$ 98,303.56	\$ 69,186.98	\$ 50,466.69	\$ 69,186.98	18,720.29	137.09%
July	\$ 75,212.35	\$ 71,446.71	\$ 45,771.99	\$ 124,592.91	78,820.92	272.20%
August	\$ 94,858.48	\$ 89,169.75	\$ 101,896.61	\$ 80,593.38	(21,303.23)	79.09%
September	\$ 88,421.52	\$ 68,312.11	\$ 75,011.54	\$ 88,172.85	13,161.31	117.55%
October	\$ 68,383.85	\$ 57,691.56	\$ 74,285.84	\$ 137,093.74	62,807.90	184.55%
November	\$ 106,754.52	\$ 62,239.05	\$ 99,459.25	\$ 109,000.12	9,540.87	109.59%
December	\$ 94,219.47	\$ 116,232.38	\$ 112,246.57	\$ 116,232.38	3,985.81	103.55%
	\$ 1,055,367.14	\$ 916,690.97	\$ 898,991.35	\$ 1,129,250.73	\$ 230,259.38	133.18%



STATE OF ARKANSAS 1/2 SALES TAX- CRAIGHEAD COUNTY FOUR LANE CONSTRUCTION

RECEIVED	2013	2014	2015	2016	2017	2018	2019	2020	2021	2022	2023	TOTAL COUNTY FOUR LANE REVENUE
JAN		\$ 62,611.70	\$ 62,817.77	\$ 63,388.97	\$ 72,170.37	\$ 79,957.16	\$ 81,588.33	\$ 85,450.83	\$ 84,578.24	\$ 104,952.89	\$ 114,216.24	\$ 8,823,978.61
FEB		\$ 59,993.77	\$ 66,390.62	\$ 67,990.98	\$ 72,811.48	\$ 75,339.66	\$ 78,817.92	\$ 85,509.41	\$ 87,420.50	\$ 104,365.52	\$ -	\$ -
MAR		\$ 55,234.28	\$ 58,504.77	\$ 61,681.30	\$ 65,233.47	\$ 70,056.40	\$ 72,855.37	\$ 74,313.76	\$ 80,449.54	\$ 87,902.36	\$ -	\$ -
APR		\$ 61,604.23	\$ 62,428.17	\$ 67,705.72	\$ 71,166.59	\$ 74,282.86	\$ 78,570.13	\$ 80,107.78	\$ 85,905.90	\$ 111,595.26	\$ -	\$ -
MAY		\$ 60,225.56	\$ 63,898.28	\$ 65,463.85	\$ 70,364.59	\$ 76,915.55	\$ 78,171.73	\$ 73,834.91	\$ 109,063.97	\$ 106,516.51	\$ -	\$ -
JUN		\$ 60,293.66	\$ 63,300.37	\$ 63,389.87	\$ 70,673.74	\$ 74,360.88	\$ 82,422.23	\$ 76,591.00	\$ 100,974.63	\$ 102,864.55	\$ -	\$ -
JUL		\$ 62,086.73	\$ 61,957.09	\$ 67,789.26	\$ 74,102.88	\$ 78,756.97	\$ 81,311.70	\$ 83,356.83	\$ 94,426.80	\$ 111,858.82	\$ -	\$ -
AUG	\$ 28,023.20	\$ 61,580.99	\$ 65,740.44	\$ 69,364.11	\$ 70,357.26	\$ 77,405.60	\$ 79,279.89	\$ 86,587.55	\$ 95,267.95	\$ 106,828.91	\$ -	\$ -
SEP	\$ 58,379.68	\$ 63,090.39	\$ 67,566.04	\$ 71,591.73	\$ 73,219.94	\$ 79,391.12	\$ 86,264.55	\$ 86,303.98	\$ 95,613.16	\$ 112,985.85	\$ -	\$ -
OCT	\$ 60,846.52	\$ 62,421.38	\$ 68,396.82	\$ 70,610.88	\$ 73,745.38	\$ 78,889.76	\$ 81,375.92	\$ 85,410.28	\$ 96,629.26	\$ 114,168.90	\$ -	\$ -
NOV	\$ 56,935.08	\$ 62,414.69	\$ 65,663.41	\$ 69,958.91	\$ 70,324.15	\$ 75,457.83	\$ 81,901.26	\$ 87,691.77	\$ 107,239.13	\$ 112,896.62	\$ -	\$ -
DEC	\$ 57,938.74	\$ 60,527.14	\$ 63,584.52	\$ 66,522.77	\$ 68,826.73	\$ 77,790.27	\$ 81,391.32	\$ 80,666.75	\$ 97,146.78	\$ 106,820.09	\$ -	\$ -
TOTAL	\$ 262,123.22	\$ 732,084.52	\$ 770,248.30	\$ 805,458.35	\$ 852,996.58	\$ 918,604.06	\$ 963,950.35	\$ 985,821.85	\$ 1,134,715.86	\$ 1,283,756.28	\$ 114,216.24	\$ 8,823,978.61

FOUR LANE REVENUES



Fund 2999
 FY23 STATE HAZARD MITIGATION GRANT FUND CR 342
 2022

DATE	RECEIPTS	EXCESS COM	INTEREST	COM CHARGED	DISBURSEMENTS	"CASH FLOW"	TRANSFER FROM GENERAL	TRANSFER TO GENERAL	
2022	\$ -	\$ -	\$ 18.82	\$ (0.37)	\$ (30,014.39)	\$ (29,995.94)	\$ 12,169.19	\$ -	\$ (17,826.75)
2023	\$ -	\$ -	\$ -	\$ -	\$ -	\$ -	\$ -	\$ -	\$ (17,826.75)
TOTAL	\$ -	\$ -	\$ 18.82	\$ (0.37)	\$ (30,014.39)	\$ (29,995.94)	\$ 12,169.19	\$ -	\$ (17,826.75)

Fund 3533
CRAIGHEAD COUNTY SAFE ROOM PROJECT
2023

DATE	RECEIPTS	EXCESS COM	INTEREST	COM CHARGED	DISBURSEMENTS	"CASH FLOW"	TRANSFER FROM GENERAL	TRANSFER TO GENERAL	
2023	\$ -	\$ -	\$ -	\$ -	\$ (21,450.00)	\$ (21,450.00)	\$ -	\$ -	\$ (21,450.00)
									\$ -
									\$ -
									\$ -
TOTAL	\$ -	\$ -	\$ -	\$ -	\$ (21,450.00)	\$ (21,450.00)	\$ -	\$ -	\$ (21,450.00)

Fund 3537
FY21 CONNECT & PROTECT: LE BEHAVIORAL HEALTH
2022-2023

DATE	RECEIPTS	EXCESS COM	INTEREST	COM CHARGED	DISBURSEMENTS	"CASH FLOW"	TRANSFER FROM GENERAL	TRANSFER TO GENERAL	
2022	\$ 103,407.39	\$ -	\$ 5.29	\$ (0.75)	\$ (102,674.29)	\$ 737.64	\$ -	\$ (3,371.09)	\$ (2,633.45)
2023	\$ 19,127.60	\$ -	\$ -	\$ -	\$ (16,496.08)	\$ 2,631.52	\$ -	\$ -	\$ (1.93)
									\$ -
									\$ -
TOTAL	\$ 122,534.99	\$ -	\$ 5.29	\$ (0.75)	\$ (119,170.37)	\$ 3,369.16	\$ -	\$ (3,371.09)	\$ (1.93)

02/02/2023 Receipt # 44024 amount of \$1.93

Balance as of 02/02/2023 \$0.00

Fund 3538
FY 21 Homeland Security Grant Program
2022-2023

DATE	RECEIPTS	EXCESS COM	INTEREST	COM CHARGED	DISBURSEMENTS	"CASH FLOW"	TRANSFER FROM GENERAL	TRANSFER TO GENERAL	
2022									
2023	\$ -	\$ -	\$ -	\$ -	\$ (4,421.66)	\$ (4,421.66)	\$ -	\$ -	\$ (4,421.66)
									\$ -
									\$ -
									\$ -
									\$ -
									\$ -
TOTAL	\$ -	\$ -	\$ -	\$ -	\$ (4,421.66)	\$ (4,421.66)	\$ -	\$ -	\$ (4,421.66)

Fund 3549
 Craighead County STAR Court Grant
 2020-2023

DATE	RECEIPTS	EXCESS COM	INTEREST	COM CHARGED	DISBURSEMENTS	"CASH FLOW"	TRANSFER FROM GENERAL	TRANSFER TO GENERAL	
2020	\$ -	\$ -	\$ -	\$ -	\$ -	\$ -	\$ -	\$ -	\$ -
2021	\$ 87,868.23	\$ -	\$ 0.42	\$ (1.30)	\$ (89,823.43)	\$ (1,956.08)	\$ -	\$ -	\$ (1,956.08)
2022	\$ 128,415.85	\$ 0.98	\$ -	\$ (1.61)	\$ (123,648.70)	\$ 4,766.52	\$ -	\$ (5,023.36)	\$ (2,212.92)
2023	\$ 8,981.98	\$ -	\$ -	\$ -	\$ (7,241.37)	\$ 1,740.61			\$ (472.31)
						\$ -			\$ -
						\$ -			\$ -
TOTAL	\$ 225,266.06	\$ 0.98	\$ 0.42	\$ (2.91)	\$ (220,713.50)	\$ 4,551.05	\$ -	\$ (5,023.36)	\$ (472.31)

02/02/2023 Receipt # 44025 amount of \$472.31

Balance as of 02/02/2023 \$0.00